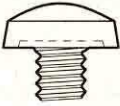


The head of a fastener is the enlarged shape preformed on one end of the fastener to provide a bearing surface. There are various styles and shapes of heads used on threaded fasteners. The correct head style used is determined by the particular application requirements. The following are some of the more common standard head styles and their description.

## STYLES / SHAPES



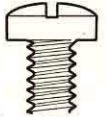
### BINDING HEAD:

The binding head has a slightly larger rounded top surface, slightly tapered side surface and a flat bearing surface, a portion of which is sometimes undercut adjacent to the shank.



### BUTTON HEAD:

A button head as applied to threaded fasteners has a low rounded top surface with a large flat bearing surface.



### FILLISTER HEAD:

The fillister head has a rounded top surface, cylindrical side surface, a flat bearing surface & a deep slot used for counter bored holes.



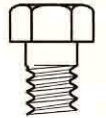
### FLAT HEAD:

The flat head has a flat top surface and a conical bearing surface with head angle of nominally 82°. Used where a flush surface is desired.




### FLAT TRIM HEAD:

The flat trim head has a smaller head diameter and lower head height than the standard flat head.



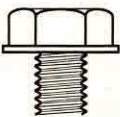
### HEX HEAD:

The hex head has a flat or indented top surface, six flat sides and a flat bearing surface.



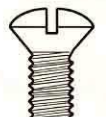
### HEX FLANGE HEAD:

The hex flange head is a circular flange upon which a hex head is formed.



### HEX WASHER:

Same as hex head with a washer section.




### OVAL HEAD:

The oval head has a rounded and slightly domed top surface and a conical bearing surface with a head angle of nominally 82°.



### OVAL TRIM HEAD:

The oval trim head has a smaller diameter and lower head height than the standard oval head with a controlled radius at the junction of the top and the conical bearing surface.



### PAN HEAD:

The pan head has a flat bearing surface and a flat top surface rounding into a cylindrical side surface. On recessed pan heads (such as phillips), the top surface is semi-elliptical, rounding into a cylindrical side surface.



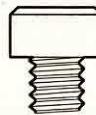
### ROUND HEAD:

The round head has a semi-elliptical top surface and a flat bearing surface.



### ROUND WASHER HEAD:

The round washer head has an integral washer for a bearing surface upon which a round head is formed.



### SOCKET HEAD:

The socket head has a flat chamfered top surface with smooth or knurled cylindrical side surface and a flat bearing surface. A hexagon socket is usually formed in the center of the top surface.



### SQUARE COUNTERSUNK HEAD:

The square countersunk head has a flat top surface and conical bearing surface, for use on plowbolts.



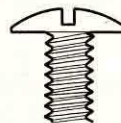
### SQUARE HEAD:

The square head has a flat top surface, four flat sides and a flat bearing surface. Square heads on set screws have a rounded top surface and may have an underhead construction tapered or radiused directly into the body.



### TRUSS HEAD:

The truss head has a low rounded top surface with a flat bearing surface. For a given screw size, the diameter of the truss head is larger than the diameter of the corresponding round head. It is sometimes called Oven Head or Stove Head.



### WASHER HEAD:

A washer head is a head having a circular collar with a large flat bearing surface upon which various other head styles are integrally super-imposed. (See Hex Washer Head and Round Washer Head).